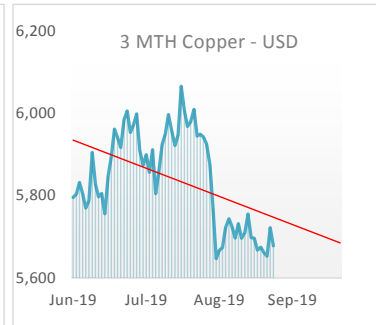
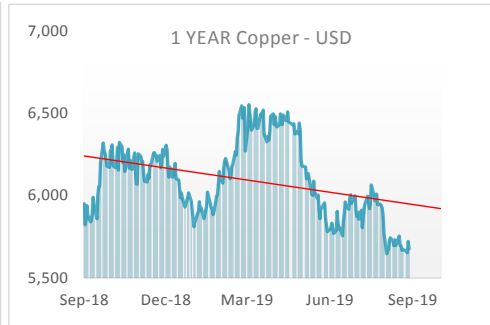
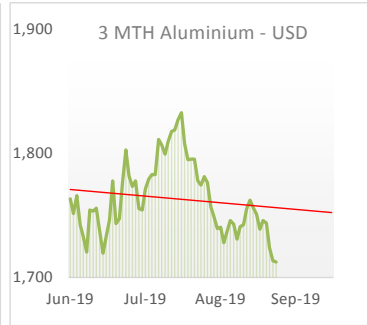
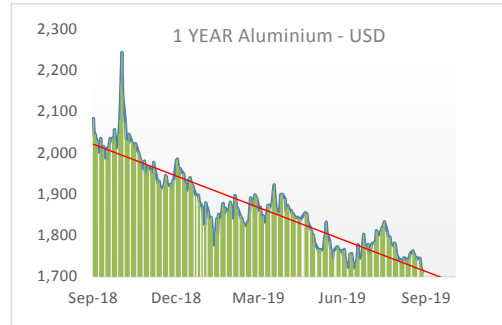
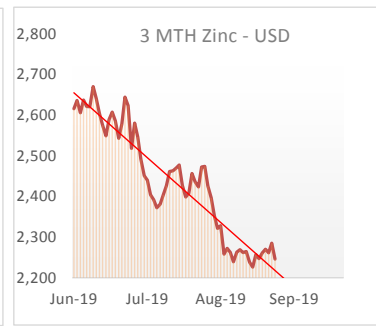
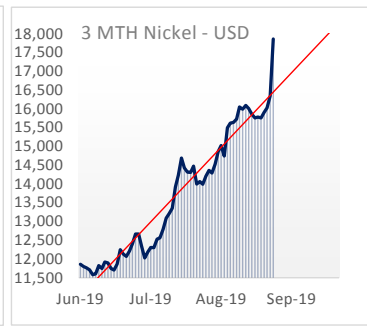
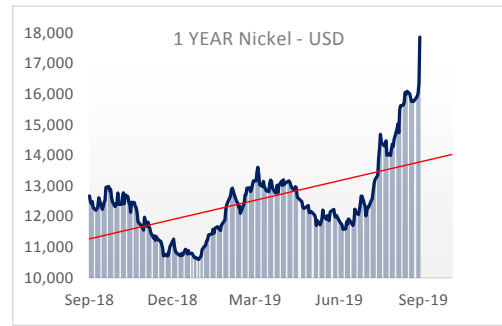


1 Year Metal Pricing - US\$

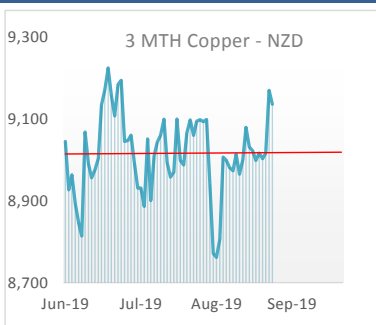
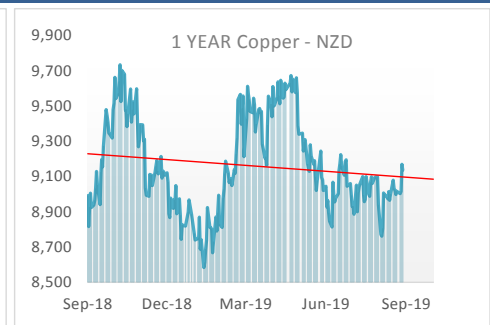
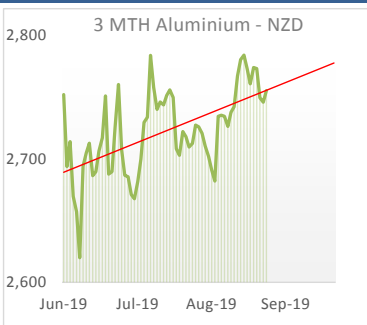


Aluminium - USD	
1 year high	2,244
1 year low	1,713
average	1,868
Spread	31.0%
Copper - USD	
1 year high	6,554
1 year low	5,647
average	6,096
Spread	16.1%

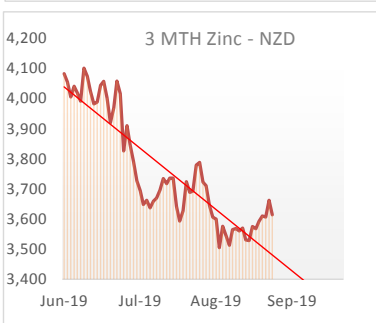
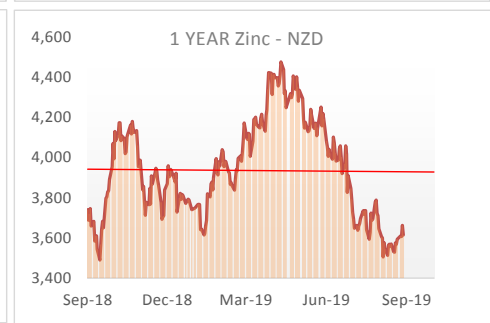
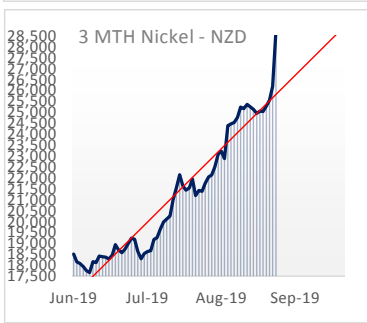


Nickel - USD	
1 year high	17,860
1 year low	10,595
average	12,522
Spread	68.6%
Zinc - USD	
1 year high	3,018
1 year low	2,226
average	2,618
Spread	35.6%

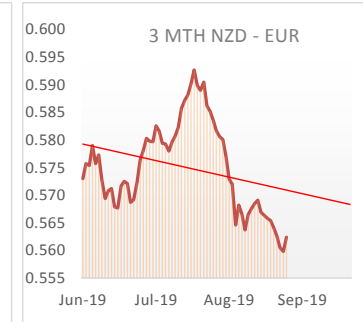
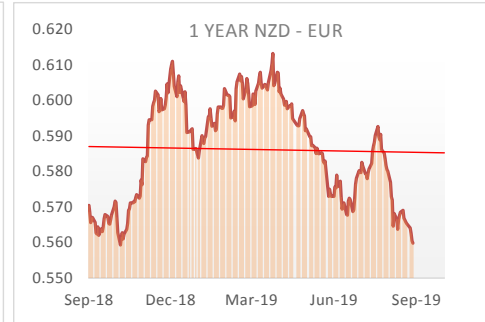
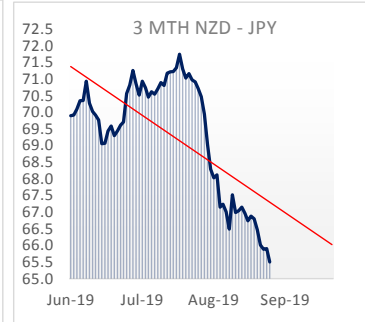
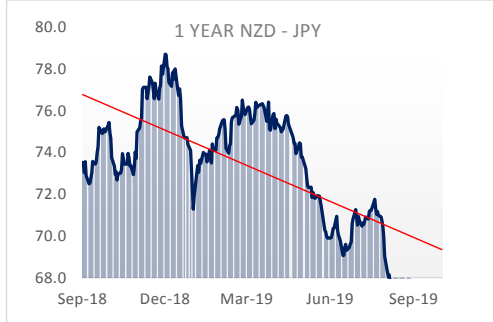
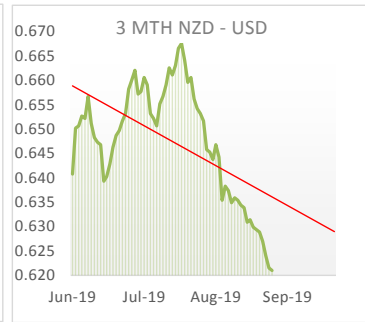
1 Year Metal Pricing - NZ\$



Aluminium - NZD	
1 year high	3,436
1 year low	2,600
average	2,809
Spread	32.1%
Copper - NZD	
1 year high	9,734
1 year low	8,584
average	9,164
Spread	13.4%



Nickel - NZD	
1 year high	28,737
1 year low	15,604
average	18,860
Spread	84.2%
Zinc - NZD	
1 year high	4,474
1 year low	3,489
average	3,935
Spread	28.2%



NZD - USD	
1 year high	0.6932
1 year low	0.6215
average	0.6652
Spread	11.5%
NZD - AUD	
1 year high	0.9718
1 year low	0.9104
average	0.9402
Spread	6.7%
NZD - JPY	
1 year high	78.71
1 year low	65.88
average	73.40
Spread	19.5%
NZD - EUR	
1 year high	0.6133
1 year low	0.5593
average	0.5863
Spread	9.7%

All information provided is indicative and issued as a guide only. Actual prices and exchange rates may vary in line with market movements.  
 Metal prices are base metal as traded on LME - these prices do not include any subsequent manufacturing, shipping or warehouse on-costs associated with producing semi-finished goods.