

**LME Cash Metals Summary for week ending  
01-December-2017**

**AVERAGES**

	US\$	NZ\$
Aluminium	\$ 2,076	\$ 3,017
Copper	\$ 6,802	\$ 9,886
Nickel	\$ 11,396	\$ 16,564
Zinc	\$ 3,186	\$ 4,630
Exchange Rate		\$ 0.6880

**CHANGES, \$**

	US\$	NZ\$
Aluminium	-\$ 5	-\$ 24
Copper	-\$ 61	-\$ 141
Nickel	-\$ 298	-\$ 523
Zinc	-\$ 56	-\$ 106
Exchange Rate		\$ 0.0036

**CHANGES, %**

	US\$	NZ\$
Aluminium	-0.3%	-0.8%
Copper	-0.9%	-1.4%
Nickel	-2.5%	-3.1%
Zinc	-1.7%	-2.2%
Exchange Rate		0.5%

NOTE: LME no longer publish daily figures that are easily retrievable.

**From now on this report can only be generated early the next month,  
when they publish the prices for the previous month.**

The current report covers to 30th November.

This report will be changed to monthly averages on this page.

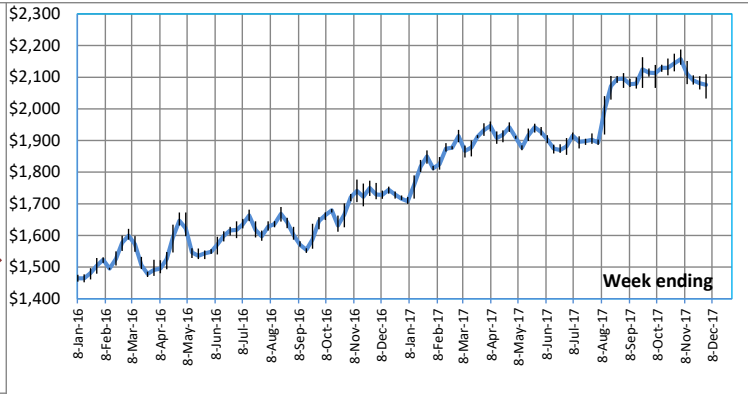
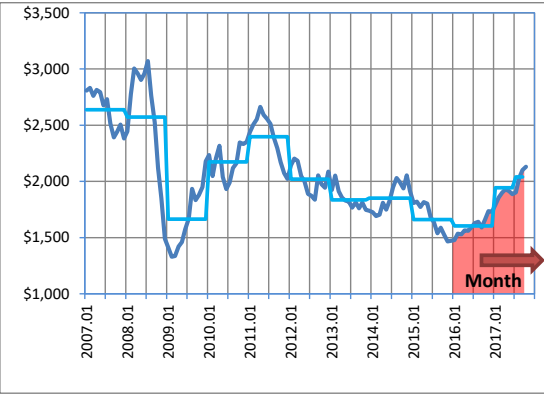
The daily values will be retained on the graphs

# LME Metals Prices - Cash

US\$/tonne

Updated to week ending 01-Dec-17

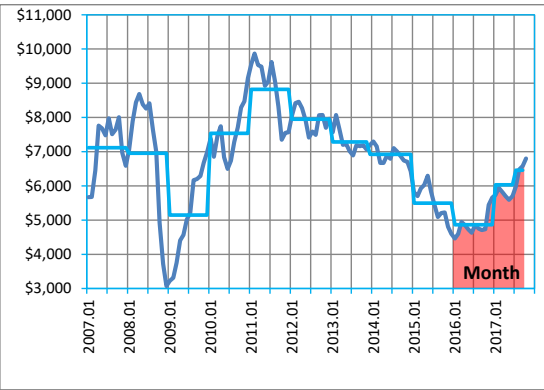
Aluminium



**Averages**

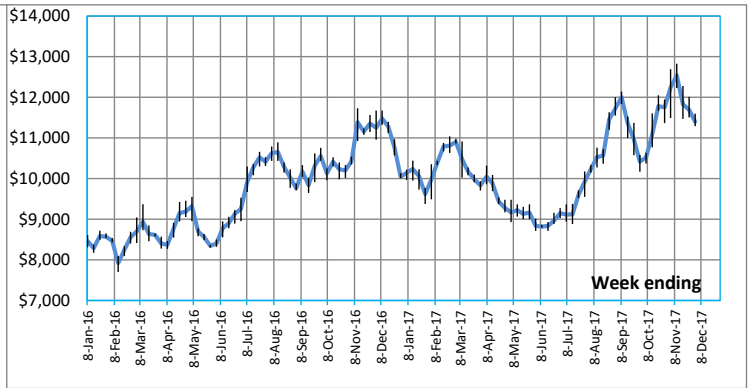
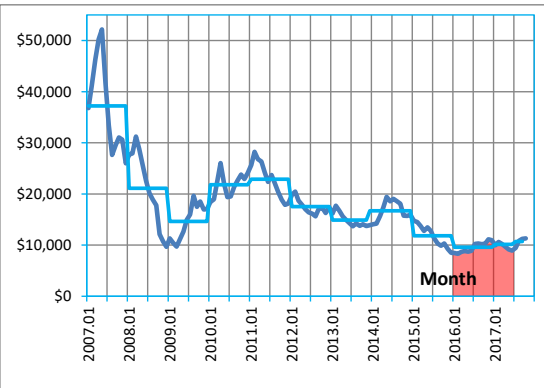
Last Week \$2,081  
 This Week \$2,076  
 Change (\$5) 0%

Copper



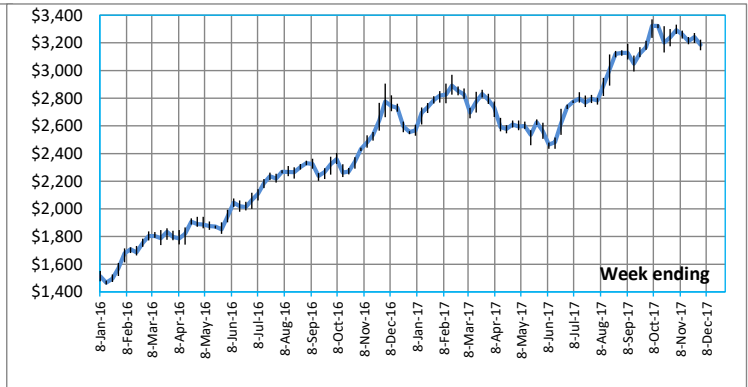
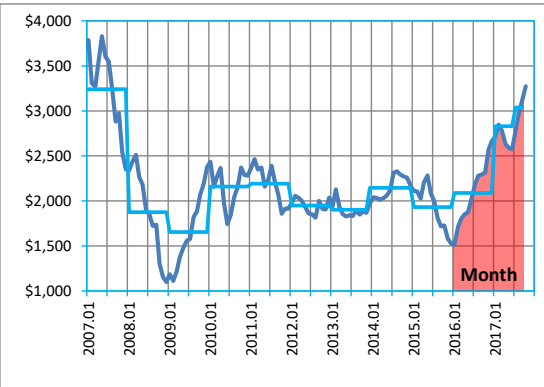
Last Week \$6,863  
 This Week \$6,802  
 Change (\$61) -1%

Nickel



Last Week \$11,694  
 This Week \$11,396  
 Change (\$298) -3%

Zinc



Last Week \$3,242  
 This Week \$3,186  
 Change (\$56) -2%

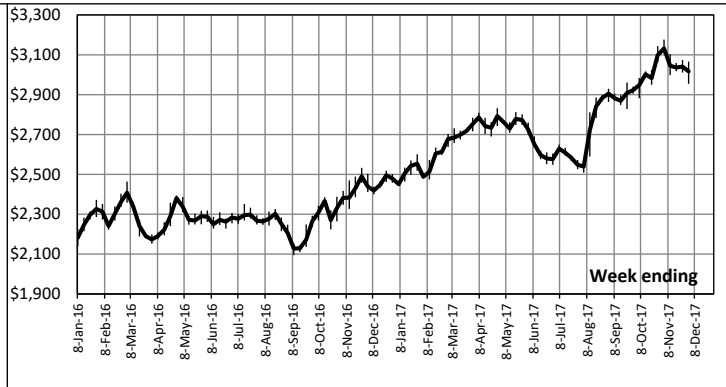
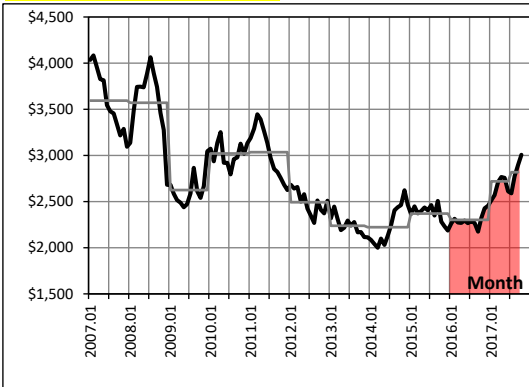
Last month included in Month graph = November

# LME Metals Prices - Cash

Updated to week ending 01-Dec-17

**NZ\$/tonne**

**Aluminium**

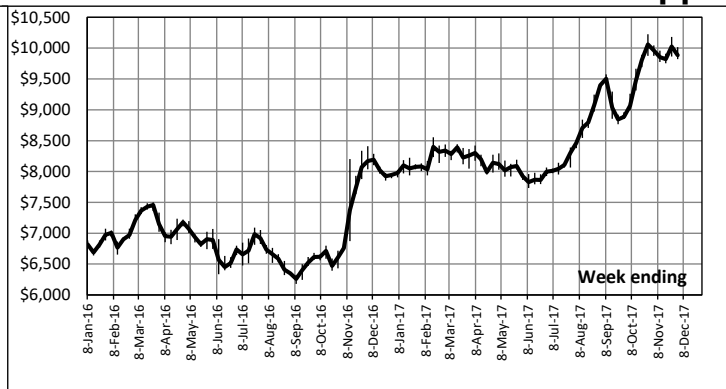
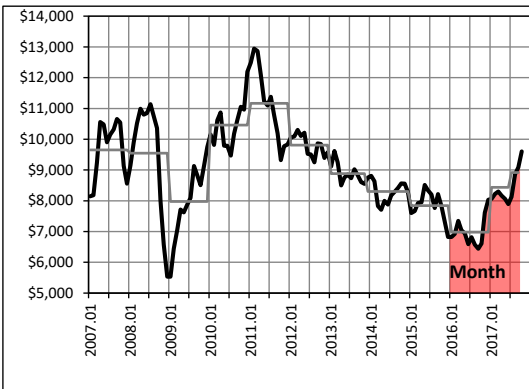


Averages

Last Week  
\$3,041

This Week  
\$3,017

Change  
(\$24)  
-1%

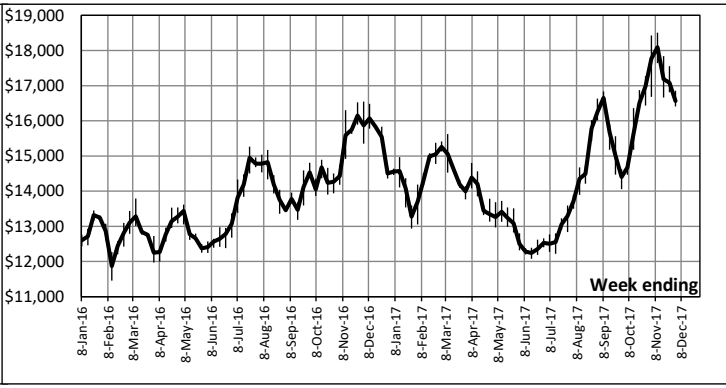
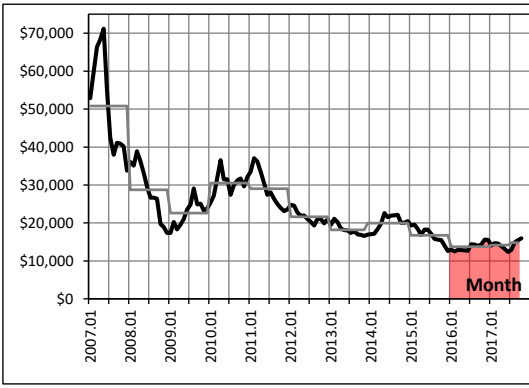


**Copper**

Last Week  
\$10,027

This Week  
\$9,886

Change  
(\$141)  
-1%

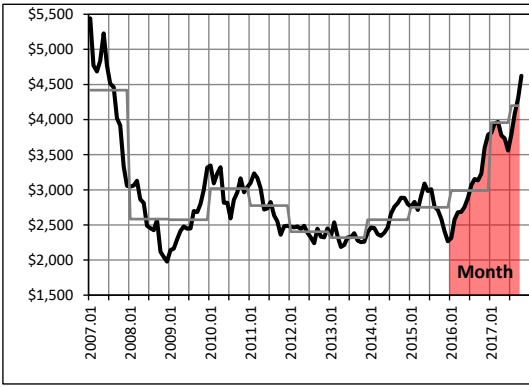


**Nickel**

Last Week  
\$17,086

This Week  
\$16,564

Change  
(\$523)  
-3%



**Zinc**

Last Week  
\$4,737

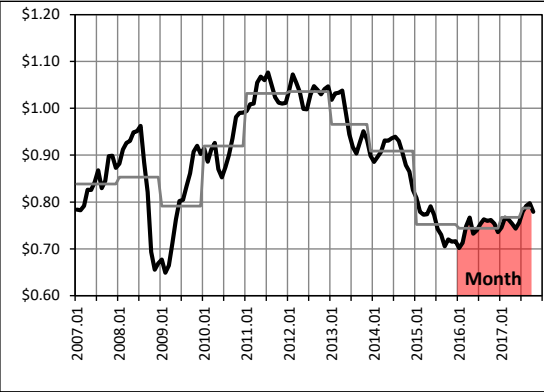
This Week  
\$4,630

Change  
(\$106)  
-2%

Last month included in Month graph = November

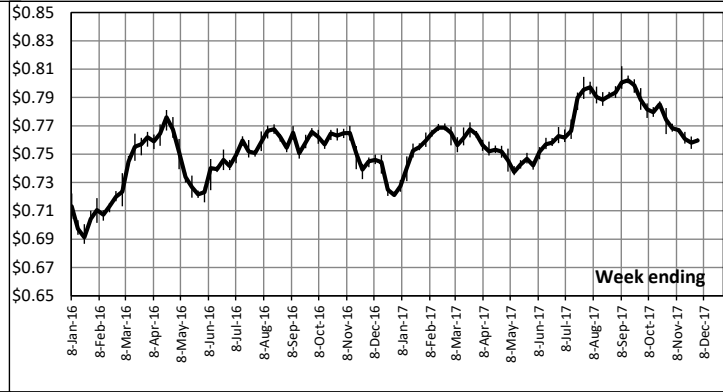
# Exchange Rates

## US\$ / AUD Exchange rate



# Updated to week ending 01-Dec-17

## Australian dollars



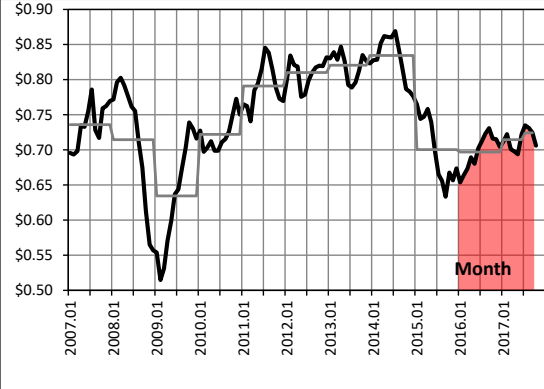
### Averages

Last Week  
\$0.7581

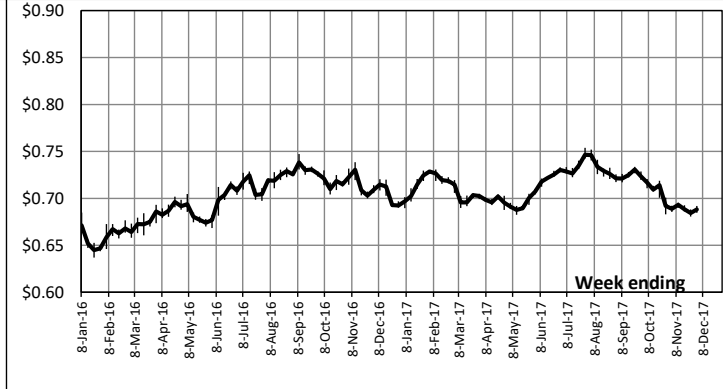
This Week  
\$0.7596

Change  
\$0.0015  
0%

## US\$ / NZD Exchange rate



## New Zealand dollars



Last Week  
\$0.6844

This Week  
\$0.6880

Change  
\$0.0036  
0.53%

Last month included in Month graph = November