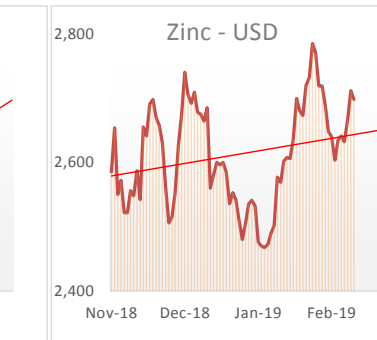
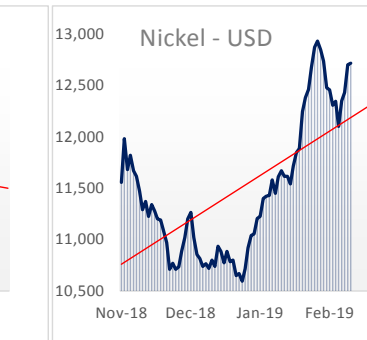
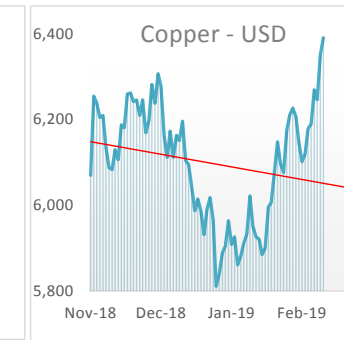
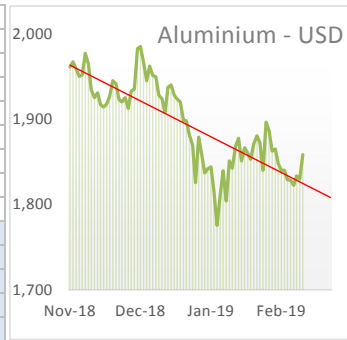


3 Month Metal Pricing - USD

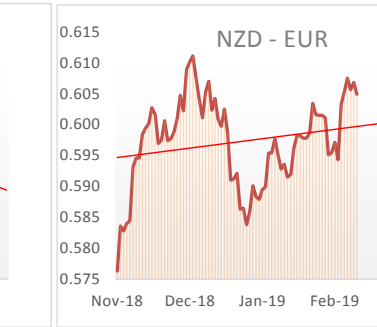
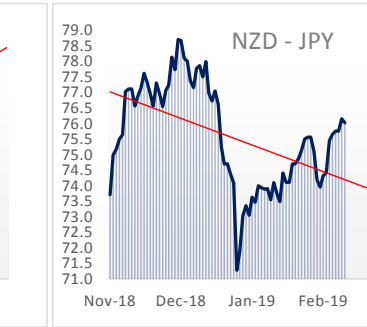
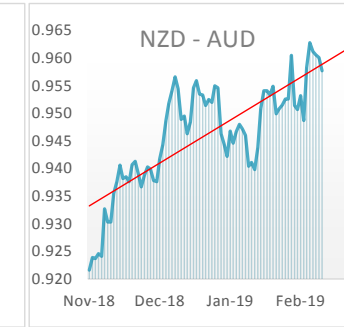
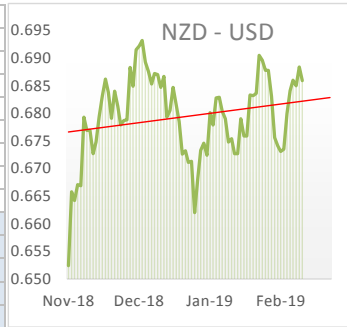
22/02/2019

| | Aluminium | Copper | Nickel | Zinc |
|----------------------|-----------|--------|--------|-------|
| 12-Feb-19 | 1,840 | 6,102 | 12,455 | 2,640 |
| 13-Feb-19 | 1,840 | 6,120 | 12,305 | 2,604 |
| 14-Feb-19 | 1,829 | 6,179 | 12,345 | 2,635 |
| 15-Feb-19 | 1,829 | 6,190 | 12,100 | 2,641 |
| 18-Feb-19 | 1,823 | 6,270 | 12,350 | 2,632 |
| 19-Feb-19 | 1,834 | 6,247 | 12,430 | 2,667 |
| 20-Feb-19 | 1,830 | 6,352 | 12,700 | 2,712 |
| 21-Feb-19 | 1,859 | 6,391 | 12,715 | 2,698 |
| MTD Average | 1,850 | 6,199 | 12,559 | 2,686 |
| Last Month Average | 1,845 | 5,936 | 11,503 | 2,564 |
| Last 3 Month Average | 1,905 | 6,076 | 11,210 | 2,593 |
| Last 3 Month High | 1,985 | 6,307 | 12,380 | 2,740 |
| Last 3 Month Low | 1,776 | 5,811 | 10,595 | 2,468 |



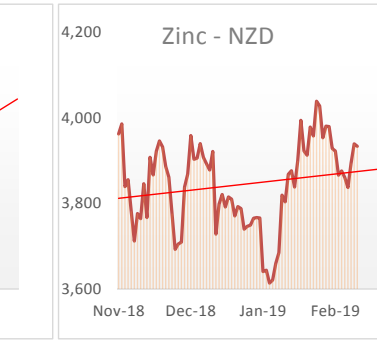
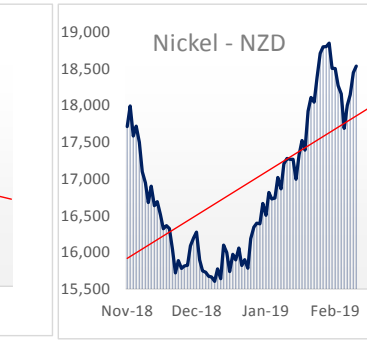
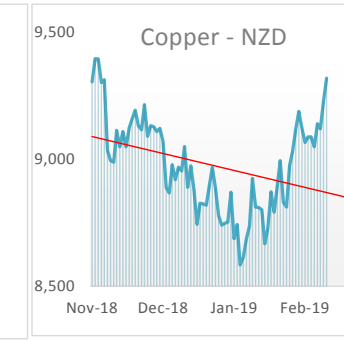
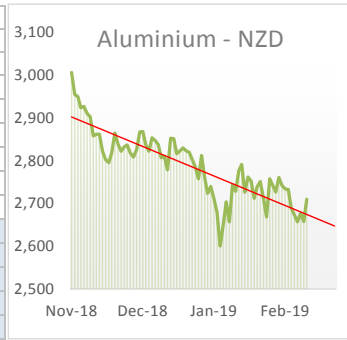
3 Month Foreign Exchange Rates

| | USD | AUD | JPY | EUR |
|----------------------|--------|--------|---------|--------|
| 12-Feb-19 | 0.6731 | 0.9532 | 74.32 | 0.5971 |
| 13-Feb-19 | 0.6735 | 0.9487 | 74.42 | 0.5943 |
| 14-Feb-19 | 0.6799 | 0.9583 | 75.45 | 0.6033 |
| 15-Feb-19 | 0.6841 | 0.9628 | 75.66 | 0.6053 |
| 18-Feb-19 | 0.6860 | 0.9612 | 75.76 | 0.6075 |
| 19-Feb-19 | 0.6850 | 0.9606 | 75.76 | 0.6056 |
| 20-Feb-19 | 0.6884 | 0.9601 | 76.16 | 0.6068 |
| 21-Feb-19 | 0.6859 | 0.9577 | 76.03 | 0.6049 |
| MTD Average | 0.6830 | 0.9555 | 75.2413 | 0.6016 |
| Last Month Average | 0.6767 | 0.9478 | 73.6786 | 0.5931 |
| Last 3 Month Average | 0.6785 | 0.9438 | 75.6992 | 0.5961 |
| Last 3 Month High | 0.6932 | 0.9566 | 78.7100 | 0.6111 |
| Last 3 Month Low | 0.6524 | 0.9216 | 71.2800 | 0.5763 |



3 Month Metal Pricing - NZD

| | Aluminium | Copper | Nickel | Zinc |
|----------------------|-----------|--------|--------|-------|
| 12-Feb-19 | 2,734 | 9,066 | 18,504 | 3,922 |
| 13-Feb-19 | 2,732 | 9,087 | 18,270 | 3,866 |
| 14-Feb-19 | 2,690 | 9,087 | 18,157 | 3,876 |
| 15-Feb-19 | 2,673 | 9,048 | 17,687 | 3,861 |
| 18-Feb-19 | 2,657 | 9,139 | 18,003 | 3,837 |
| 19-Feb-19 | 2,677 | 9,119 | 18,146 | 3,893 |
| 20-Feb-19 | 2,658 | 9,226 | 18,449 | 3,939 |
| 21-Feb-19 | 2,710 | 9,318 | 18,538 | 3,934 |
| MTD Average | 2,709 | 9,077 | 18,390 | 3,933 |
| Last Month Average | 2,727 | 8,773 | 16,999 | 3,789 |
| Last 3 Month Average | 2,807 | 8,954 | 16,521 | 3,821 |
| Last 3 Month High | 2,864 | 9,098 | 17,859 | 3,953 |
| Last 3 Month Low | 2,721 | 8,907 | 16,240 | 3,782 |



All information provided is indicative and issued as a guide only. Actual prices and exchange rates may vary in line with market movements.

Metal prices are base metal as traded on LME - these prices do not include any subsequent manufacturing, shipping or warehouse on-costs associated with producing semi-finished goods.